
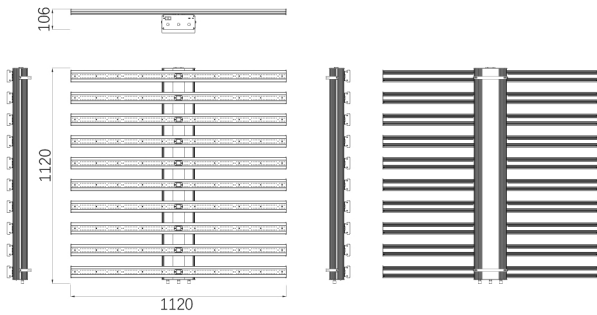





1000W LED MAX 10 BAR SYSTEM



DIMENSIONS:



COVERAGE AREA:



TECHNICAL SPECIFICATIONS:

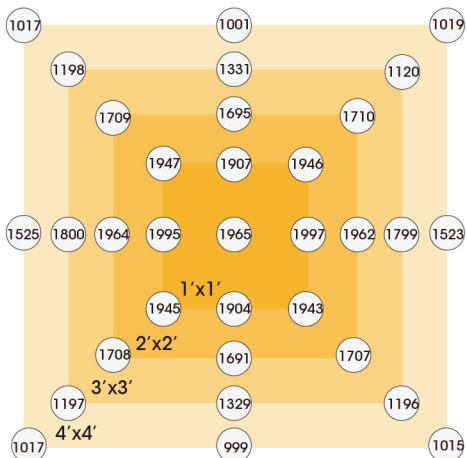
LED Source	Top-Bin Samsung LM301b diodes
Power Draw (W)	1000W
HPS Equivalent	2000W
Par Efficiency	2.8 $\mu\text{mol}/\text{J}$
PPF	2800 $\mu\text{mol}/\text{S}$
Emitting Color:	3000K/5000/RED 660nm/UV/IR
Input Voltage	Autosensing 90-305V
Beam Angel	120°
Mounting Height	18" - 36" above canopy
Thermal Management	Passive cooling
Max. Ambient Temperature	95°F / 35°C
Dimming	Manual & Rj11 controller
Operating Temp	-20°C - 40°C (-4°F - 104°F)
Lifetime	>100,000hrs
Warranty	5 Year

3 Channels:

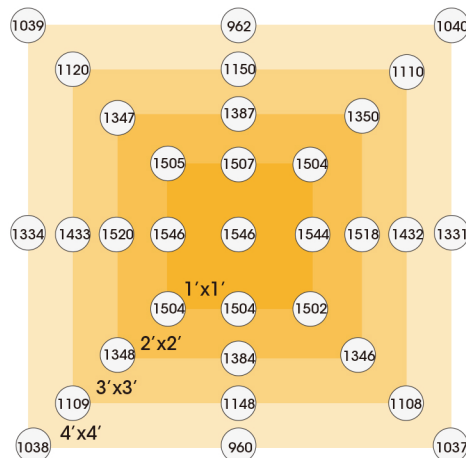
CH 1 (Veg)	0-483W	5000K/1280PCS
CH 2 (Bloom)	0-482W	3000K/960PCS 660NM/80PCS,730NM/20PCS
CH 3 (UV)	0-35W	395NM/20PCS
All ON (Bloom+)	0-1000W	During BLOOM for the best yield.

PPFD CHART:

Mounting Height @ 12 inch (30cm)



Mounting Height @ 24 inch (60cm)



Mounting Height @ 36 inch (90cm)

